

m o o o i<sup>®</sup>



## Paper Cabinet

---

The construction of the Paper furniture is intelligent and easy to operate. Each component slots into the other which enables one part to bare it's weight and share it's strength with the another.

---

**Designer**

Studio Job

**Year of design**

2005

**Material**




Honeycomb panels, paper and cardboard

## Detailing



The Paper collection illustrates it's story with a lacquered paper finish.

## Colours

	White		RAL7035		RAL2000		RAL9010
	RAL8014		RAL7044		RAL6010		RAL5008
	RAL5003		RAL3015		RAL2004		RAL1027
	RAL1023		RAL1013		RAL8016		RAL7011
	RAL2002		RAL8001		RAL6021		RAL3012
	RAL1004		RAL7001				

## Technical

The construction of the Paper furniture is intelligent and easy to operate. Each component slots into the other which enables one part to bare it's weight and share it's strength with the another. There are no screws, no nuts and no bolts.



---

## Packaging

H 233CM | 91.7"  
W 128CM | 50.4"  
D 51CM | 20.1"

Colli 1/4

Product weight:

30 KG | 66.1 lb

With packaging:

33.5 KG | 73.9 lb

H 128CM | 50.4"

W 85CM | 33.5"

D 20CM | 7.9"

Colli 2/4

Product weight:

18.5KG | 40.8 lb

With packaging:

21.5 KG | 47.4 lb

---

## Cleaning instructions

To clean the Paper furniture you should dust with a dry micro-fibre cloth, feather duster or similar. A damp cloth can also be used to remove dirt and grease. Always read the label of any cleaning products you wish to use on or near any item from the Moooi collection. For further advice on how to clean this product, please contact your nearest Moooi agent/dealer or you can contact our sales team via the website.

## Dimensions

